

Pima County Regional Safe Streets for All Action Plan

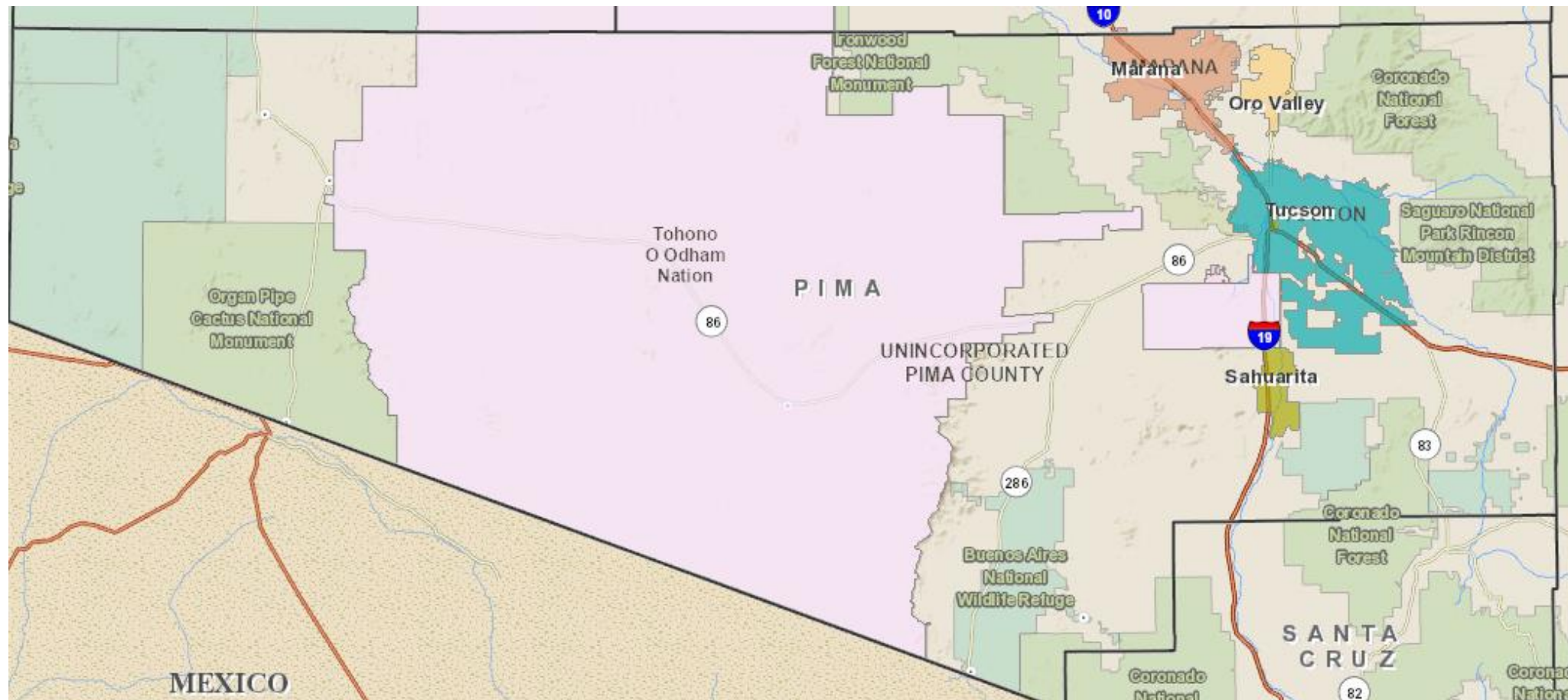


www.pima.gov



PIMA COUNTY

Pima County and Partners



- Over 9,000 square miles
- Nine jurisdictional or tribal participating agencies
- Urban, suburban, rural context
- Over 52,000 crashes 2017-2021, over 10,000/yr*
- Crashes do not know jurisdictional boundaries



* Property damage only crashes under-represented

Pima Association of Governments Strategic Transportation Safety Plan

May 2016

PREPARED BY:




PREPARED FOR:



2016

Safety Management System Annual Report



Traffic Engineering Division
Department of Transportation

PAG 2016 Strategic Transportation Safety Plan

Two Phase “Plan”

- 1) Strategic Transportation Safety Plan
- 2) STSP Implementation



Safety Performance



On Track

- Fatality rate
- Total serious injuries
- Total Serious Injury Rate
- Bicycle serious injuries

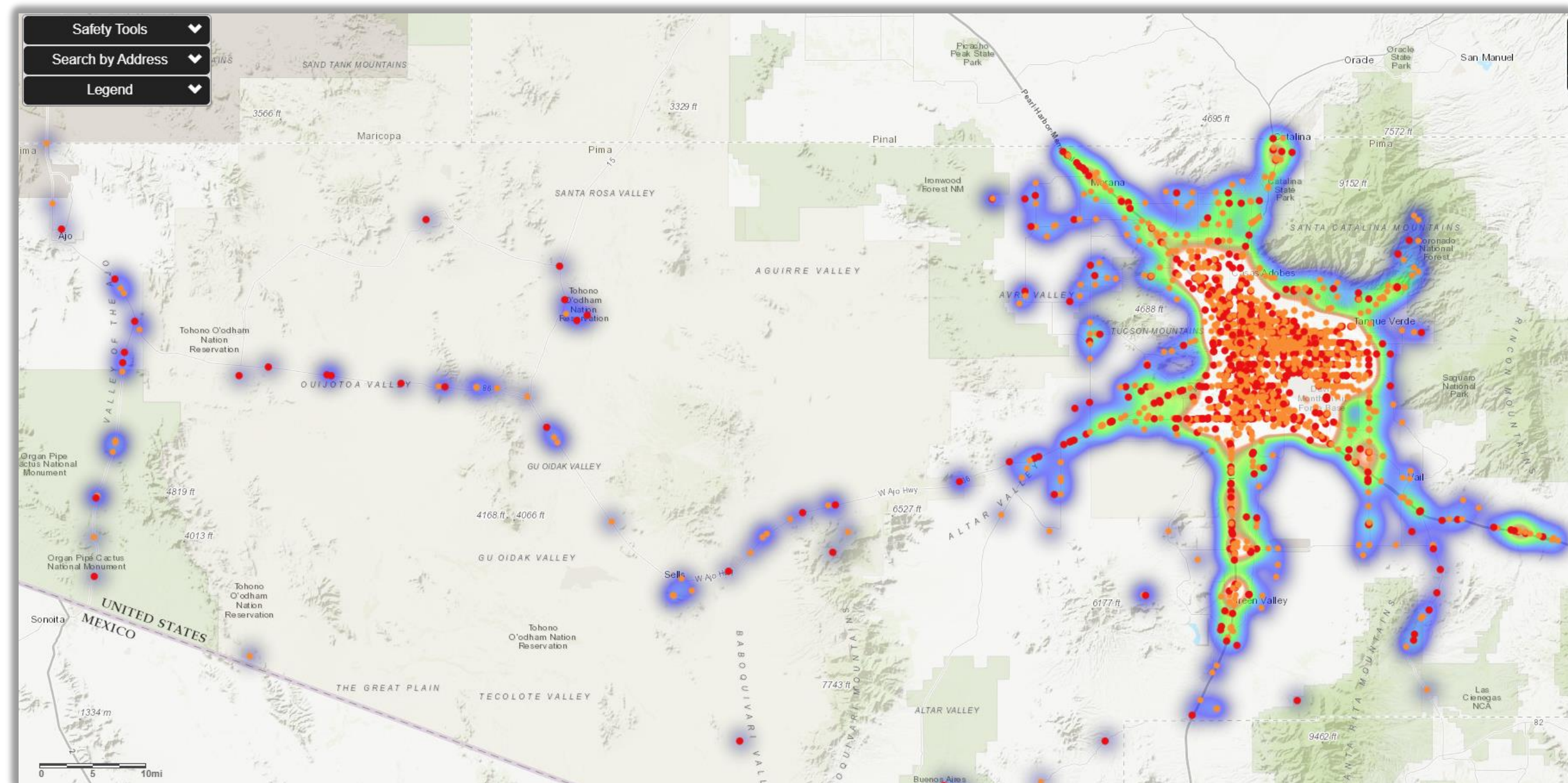


Worse or No Progress

- Total roadway fatalities
- Pedestrian Fatalities
- Pedestrian Fatality Rate
- Pedestrian Serious Injuries
- Pedestrian Serious Injury Rate
- Bicycle Fatalities
- Bicycle Fatality Rate
- Bicycle Serious Injury Rate
- Transit Crash Rate

Nine of the 13 measures in the safety performance area are getting worse or showing no progress toward achieving 2045 targets.

Fatalities and Serious Injury Crashes 2017-2021



Safety Improvement Tools



Pedestrian Safety

Every year, an average of 250 pedestrians within Pima County are injured while crossing the street. Of those, about 20 are killed. That's 20 men, women or children who will never go home again.

Probably more injuries and deaths than you thought.

We all play a role in safety, whether we are a pedestrian, bicyclist or driving a motor vehicle. Let's start by following the rules of the road and watching out for each other. Walk Safe. Drive Safe.



Pima Association of Governments partnered with the Sahuarita Teen Council on the Council's transportation safety video, which is targeted toward teen drivers to build awareness of the dangers of #DistractedDriving



Regional Safety Action Plan Concept

- **Safety Culture**
 - Governing bodies
 - Standing regional safety committee
 - Public
- **Public Engagement and Collaboration**
 - Pima County Health Department
 - This is a public health crisis!
 - Understand safety from users' perspective
- **Equity**
 - Consideration in outreach, analysis, and project/initiative identification

Regional Safety Action Plan Concept

- **Crash reduction goals**
 - Commitment to goals with guide for tracking to zero
- **Safety Analyses**
 - Entire Pima County and individual jurisdictions
 - Regular reports and screening
 - Enhancing the analysis tool
- **Policies, Plans, Guidelines and Standards**
 - Evaluate and recommend changes
 - Focus on opportunity areas

Regional Safety Action Plan Concept

- **Sustainable Safety Evaluation and Improvement Program**
 - Network screening
 - Safety focus areas
 - Project opportunities
 - Project scoping
 - Performance tracking
- **Establish a Safety Culture**
 - Transportation safety committee
 - Ongoing public focus – “safety awareness”

Regional Safety Action Plan Concept

- **Fund Safety Projects and Programs**
 - IIA
 - HSIP
 - RTA Next
 - Local HURF
 - General Fund
 - Proposition 411 (City of Tucson)
- **Become a Model Community**

Future Plans and Next Steps

Grant Agreement

1. Approve SS4A grant agreement template
2. Approve by FHWA
3. Expedited Process!!!

IGA's

1. Establish IGA's with participating agencies

Scope and RFP

1. Detailed scope and steps in development
2. Release RFP and select
3. Kickoff

Questions?

Paul Casertano, AICP

Deputy Director

Pima County Department of
Transportation

201 N Stone Ave, 4th Floor
Tucson, AZ 85701

Paul.Casertano@pima.gov

Desk: 520.724.6461

PCDOT Cell: 520.627.3039